








# PLANTING CHECKLIST

## Equipment

- ☐ Test seed meters
- ☐ Adjust row cleaners
- ☐ Inspect and calibrate fertilizer system
- ☐ Adjust closing wheel pressure
- ☐ Ensure  is set up correctly on the planting monitor and automatic updates are turned off
- ☐ Update monitor information
- ☐ Enter hybrids into planter monitor or 
- ☐ Upload variable rate seeding scripts and perform population adjustments


## Fertilizer & Crop Protection Plans

- ☐ Fertilizer plan
  - ☐ Starter fertilizer from 
  - ☐  or another nitrogen stabilizer
  - ☐ Nutritional enhancement products such as , , & 
- ☐ Pre and post pest plan
  - ☐ In-furrow insecticide
  - ☐ Pest specific product choice
  - ☐ Pre or post application

## Treatments

- ☐ Treat and inoculate soybeans
  - ☐  & Preside Ultra®

## Planting

- ☐ Add either **PMZ Dry** , talc, or graphite
- ☐ Adjust row cleaners in the field
- ☐ Ensure proper planting depth
  - ☐ 2.0 to 2.5 inches for corn
  - ☐ 1 to 1.5 inches for soybeans
- ☐ Check for hairpinning
- ☐ Check for sidewall compaction

Contact your local agronomist or  with any questions.

AGRONOMY FOCUS

