

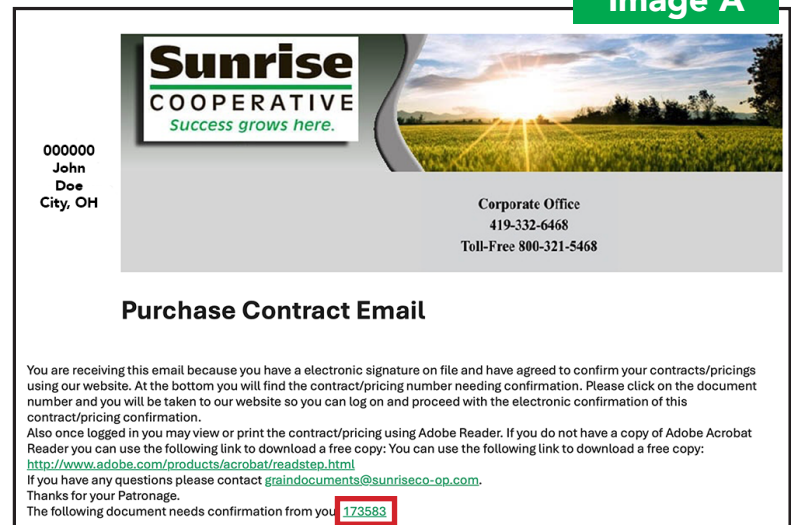
Signing Your Grain Contracts on the Sunrise Customer Portal



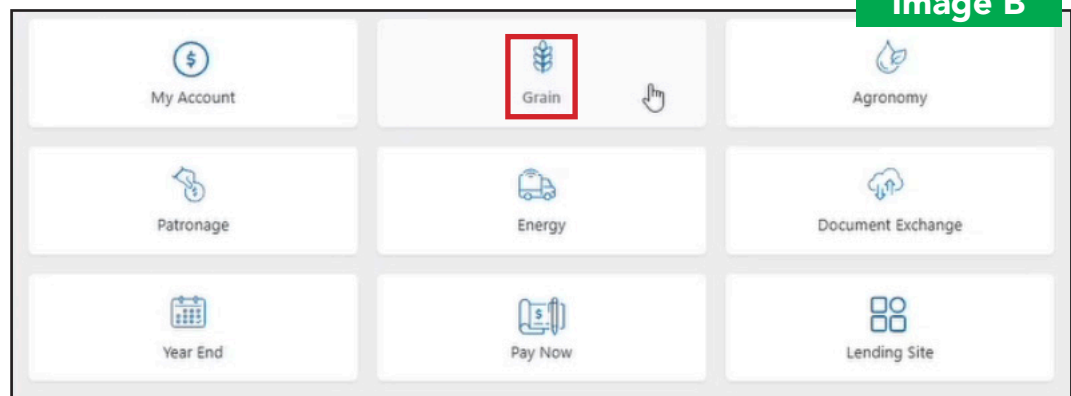
Use these steps to sign your grain contracts through the Sunrise Customer Portal, on the desktop or mobile app.

1. You will receive an email similar to **Image A**.

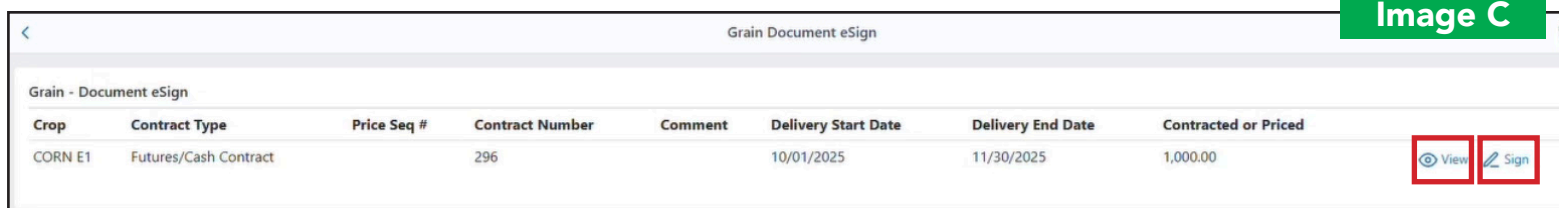
2. At the bottom, click on your confirmation number. You will then be prompted to sign into the **Sunrise Customer Portal**.



3. Select **Grain** from the menu. (**Image B**)



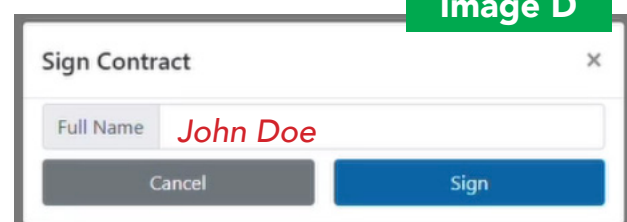
4. The next screen (**Image C**), will be a list of contract(s) that requires your signature. **You will not be able to go any further until they are signed.**



5. To view your contract, select **View**.

6. To sign your contract, select **Sign**.

7. Type your name and select **Sign**, to sign the contract. (**Image D**)



Questions? Contact your Grain Solutions Advisor